









-  Display - 7"
-  USB Port
-  LAN
-  Pneumatic Channels 6
-  Triggers Foot Switch
-  LVDT Channels 0
-  Inbuilt Memory 16GB
-  WiFi



Detailed Features	
Applications	Standard/Honing
Dimension Type	Linear
Resolution	0.1µm/ 1µm
Units	mm
Measurement Modes	Current, Min, Max, TIR, AVG
Additional results	Max, Min, Ovality, and Taper for respective result can be display in run mode as additional results.
Result Formula Editor	Result formula can be edited for combinations of Piezo channels and / or other results.
Indications	Pass, Fail, Warning with facility to select require display reading in require colour according to the tolerance band
Grade	Max 25 Grades available
Other Features	Machine Stop Massage and Machine stop signal available for reject job condition
Calibration	Single/Double Master configurable / Force Mastering after N number of measured jobs / Group Calibration for selected result in one group / Auto Mastering is available. Accept Higher and Lower master on inserting into fixture/plug automatically in calibration process
Auto Air Cut-Off	Yes (Air will become ON after inserting job in Fixture/Plug) Air Saving facility / When nothing is inserted in Fixture/Plug Air will be OFF
Measurement process	Auto Cycle (After inserting job in Fixture/Plug it will show related Fixture/Plug result) / Measurement Cycle (Sequential measurement)
Charts	XBar- R Chart/ XBar- S Chart / Histogram / Runchart
Online SPC	Cp, Cpk, Pp, Ppk, Sigma

Counters	Over Size / Under Size / OK / Not Good / Total measure / Total produces (After receiving Cycle complete signal from Machine)
Setup	100nos can be created.
Number Of Results	32
Display	7" touchscreen Colour LCD display
Ports	RS-232 for PC communication / RS-232 for machine interface (compatible Fanuc o-i Power mate/16/18 series)
USB	USB2.0 Compliant (For Mass Storage Device)
Ethernet	Ethernet for sending reports to server using Client server utility
Digital Outputs	7 outputs, Isolated, Open collector
Digital Inputs	8 Inputs, Isolated
Display Views	Digital Readout/ Dial / Run Chart
Memory	In built micro SD card of 4GB for data storage (Contact manufacturer for additional storage capacity)
Foot Switch Interface	Available
Login	Operator and Supervisor login (Limited menu access to operator)
Report Storage	Shift wise data storage
Report Transmission	LAN/ WI-FI (Need to purchase WI-FI Dongle)/ USB
Report Format	PDF, CSV, and DFQ (to view in Q-DAS application) / In PneuGage we can only view PDF format file / All report is available in Year ->Month->Date->and Setup wise format

## Contact

**Regd. Office:** Survey No. 143/1/D, Milkat No. 2450/1, Village Vadgaon, Tal - Maval, Dist - Pune, Maharashtra - India, 412 106.

**Phone:** +91 7722020796

**Website:** [www.versacontrols.com](http://www.versacontrols.com)